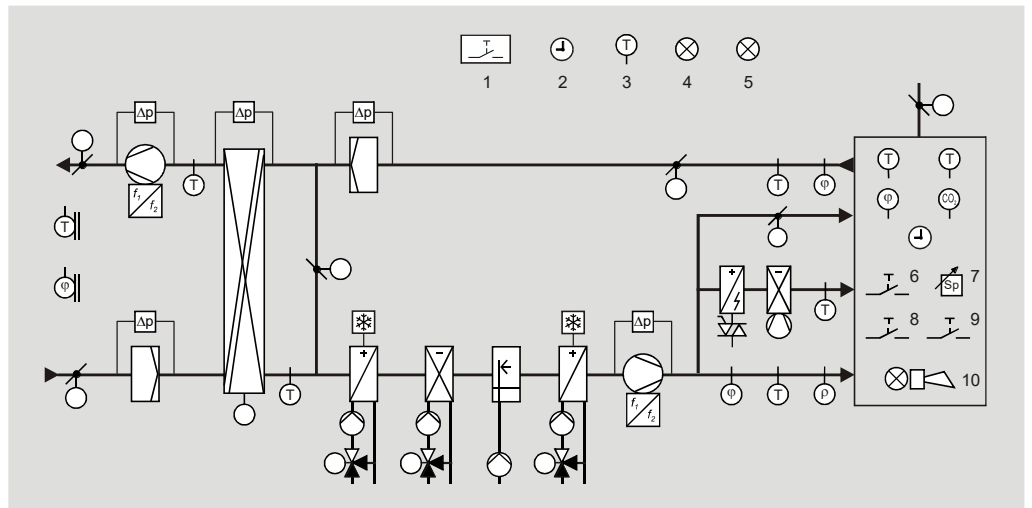


Air handling with focus on LCC



Climatix™

BACnet/IP communication with POL908.00

Objects addresses for IV Produkt

EHP application v4.10





Table of contents

1	About this document	5
1.1	Revision history.....	5
1.2	Before you start.....	5
1.3	Reference documents.....	5
2	Application.....	6
2.1	General information	6
3	BACnet objects of EHP v3.02.xx	8
3.1	General	8
3.2	BACnet object types	8
3.3	BACnet objects	9
3.3.0	Analog inputs type No. 0.....	9
3.3.1	Analog outputs type No. 1.....	11
3.3.2	Analog values type No. 2.....	12
3.3.3	Binary inputs type No. 3.....	20
3.3.4	Binary outputs type No. 4.....	22
3.3.5	Binary values type No. 5.....	23
3.3.6	Calendar type No. 6.....	29
3.3.7	Device type No. 8.....	29
3.3.8	File type No. 10.....	29
3.3.9	Multistate input type No. 13	29
3.3.10	Multistate output type No. 14	30
3.3.11	Notification classes for alarms type No. 15.....	30
3.3.12	Schedule type No. 17.....	31
3.3.13	Multistate value type No. 19.....	32
3.3.14	Trend Objects type No. 20	38
3.3.15	BACnet prior Characterstring value type No. 40.....	39
3.3.16	Datetime pattern value type No. 43	39
3.3.17	Positive integer type No. 48	39
3.3.18	BACnet priority for each notification class	39



1 About this document

1.1 Revision history

Version	Date	Changes
.01	2013-06-19	First edition
.02	2024-06-18	Added more objects

1.2 Before you start

Validity

This document applies to the following product:

Name	Type (ASN)	Version
IVP EHP application	POL63x.00	v3.02.xx
IVP EHP application	POL648.00	v.4.10



This document is a supplement to the general integration guide:

"BACnet/IP communication with POL908.00" *)

*) POL908.00: Climatix BACnet/IP communication module

That document must be read first and all general information such as document conventions, important information on safety, trademarks, copyright etc. are valid for this document as well.



This document only contains the unique information for the product mentioned above. All general engineering information such as mounting modules, communication settings etc. are described in the integration guide.

Prerequisite

User has read the general BACnet/IP integration guide for Climatix, CB1J3962en.

1.3 Reference documents

Further information

The following documents contain additional information on the products described in this manual:

Document	Order no.
Data sheet "Communication module BACnet/IP"	CB1Q3933en
Basic documentation "BACnet communication modules"	CB1P3933en
Integration Guide "BACnet/IP communication with POL908.00"	CB1J3960en
Basic documentation "BACnet PICS"	CB1P3939en

2 Application

2.1 General information

What are standard applications?

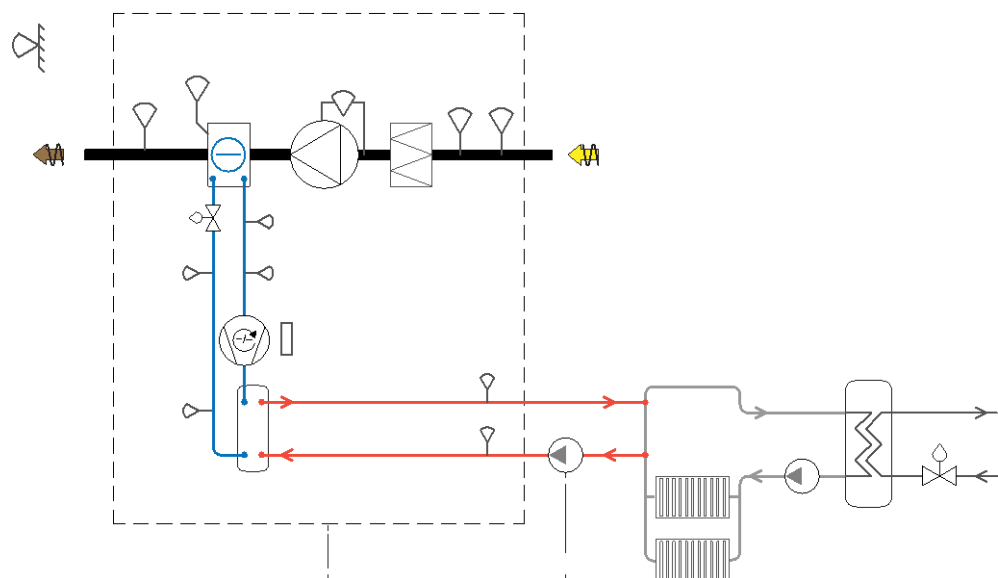
Standard applications for Climatix comprise predefined monitoring and control functions for a particular plant type.

Features:

- OEM customers receive standard applications as a set of loadable files. They can be loaded in the controller via SD card.
- An HMI operator unit allows for assigning inputs and outputs to the respective plant as well as select, configure and parameterize the required functions.

Standard application EHP v3.02.xx

Standard application EHP v3.02.xx is available at this time. It contains all common functions to control and monitor air conditioning units (**Extract Heat Pump**). The following diagram provides an overview of selectable measured values and control equipment:



Detailed information -


BACnet objects

The set of loadable files mentioned above also includes a mapping file for integration in a higher building automation and control system via communications module. The Climatix controller automatically assumes the BACnet objects required for integration as per the plant data points and functions configured and parameterized previously.

The following tables list all BACnet objects supported by standard application EHP v3.02.xx.



Only the objects for the activated functions and I/Os are present on BACnet.



3 BACnet objects of EHP v3.02.xx

3.1 General

Purpose

This section describes the BACnet objects available in the specific application, see chapter 1.2 "Before you start" under "Validity".

Present objects

All present BACnet objects for the specific unit are found in the EDE files. See the integration guide how to export the EDE files.

3.2 BACnet object types

Overview

Special care must be taken to the BACnet standard and what object types and properties that are supported both on the Climatix and the client side.

This application supports the object types listed below:

Object type	Supported	Can be created dynamically	Can be deleted dynamically
Analog Input	<input checked="" type="checkbox"/>	<input type="checkbox"/>	<input type="checkbox"/>
Analog Output	<input checked="" type="checkbox"/>	<input type="checkbox"/>	<input type="checkbox"/>
Analog Value	<input checked="" type="checkbox"/>	<input type="checkbox"/>	<input type="checkbox"/>
Binary Input	<input checked="" type="checkbox"/>	<input type="checkbox"/>	<input type="checkbox"/>
Binary Output	<input checked="" type="checkbox"/>	<input type="checkbox"/>	<input type="checkbox"/>
Binary Value	<input checked="" type="checkbox"/>	<input type="checkbox"/>	<input type="checkbox"/>
Calendar	<input checked="" type="checkbox"/>	<input type="checkbox"/>	<input type="checkbox"/>
Command	<input type="checkbox"/>	<input type="checkbox"/>	<input type="checkbox"/>
Device	<input checked="" type="checkbox"/>	<input type="checkbox"/>	<input type="checkbox"/>
Event Enrollment	<input type="checkbox"/>	<input type="checkbox"/>	<input type="checkbox"/>
File	<input type="checkbox"/>	<input type="checkbox"/>	<input type="checkbox"/>
Group	<input type="checkbox"/>	<input type="checkbox"/>	<input type="checkbox"/>
Loop	<input type="checkbox"/>	<input type="checkbox"/>	<input type="checkbox"/>
Multi-State Input	<input checked="" type="checkbox"/>	<input type="checkbox"/>	<input type="checkbox"/>
Multi-State Output	<input checked="" type="checkbox"/>	<input type="checkbox"/>	<input type="checkbox"/>
Multi-State Value	<input checked="" type="checkbox"/>	<input type="checkbox"/>	<input type="checkbox"/>
Notification Class	<input checked="" type="checkbox"/>	<input type="checkbox"/>	<input type="checkbox"/>
Program	<input type="checkbox"/>	<input type="checkbox"/>	<input type="checkbox"/>
Schedule	<input checked="" type="checkbox"/>	<input type="checkbox"/>	<input type="checkbox"/>
Averaging	<input type="checkbox"/>	<input type="checkbox"/>	<input type="checkbox"/>
Trend Log	<input type="checkbox"/>	<input type="checkbox"/>	<input type="checkbox"/>
Life-Safety-Point	<input type="checkbox"/>	<input type="checkbox"/>	<input type="checkbox"/>
Life-Safety-Zone	<input type="checkbox"/>	<input type="checkbox"/>	<input type="checkbox"/>
Accumulator	<input type="checkbox"/>	<input type="checkbox"/>	<input type="checkbox"/>
Pulse-Converter	<input type="checkbox"/>	<input type="checkbox"/>	<input type="checkbox"/>

Description

See the following basic document for a detailed description of the individual object types: CB1P3939en "BACnet Protocol Implementation Conformance Statement (PICS)"

3.3 BACnet objects

Introduction

Normally either the object-name or the object-instance can be used as a BACnet reference.

3.3.0 Analog inputs type No. 0

Analog input, object name	Object instance	Object description	LOL	HIL	Dim	Release
ReturnAirTmp	28256	Exhaust air temp	-64.0	99.0	°C	
OutTmp	53218	Outside air temp	-64.0	64.0	°C	
HPFrstTmp	65280	HP Outgoing Temp	-64.0	64.0	°C	
HPRtnTmp	31017	HP Return Temp	-64.0	64.0	°C	
ExhaustTmp	40895	Extract air temp	-60.0	64.0	°C	
ReturnPrs	39576	Exhaust air pressure	-100.0	5000.0	Pa	
ReturnFlow	38593	Exhaust air flow	-100.0	40000.0	l/s	
ExhFilAlm	13692	Exhaust filter	-100.0	5000.0	Pa	
HPExtSignal	54182	Heatpump Ext. control signal	-10.0	100.0	%	
AuxTmp	115	Auxiliary temp	-64.0	64.0	°C	
AuxActvSignal	38580	Auxiliary activation signal	-99.0	10000.0		
AuxTmp1	21874	Auxiliary temp1	-64.0	64.0	°C	
AuxTempCntl	40389	Aux Temp Control	-64.0	64.0	°C	
ExhFanFanSpeed	30473	Ebm Exhaust Fan speed	-200.0	5000.0	rpm	
ExhFanMaxSpeed	14019	Ebm Exhaust Fan Max speed	-200.0	5000.0	rpm	
ExhFanDCLVoltage	27961	Ebm Exhaust Fan DC-Link voltage	-1000.0	10000.0	V	
ExhFanDCLCurrent	14144	Ebm Exhaust Fan DC-Link current	-1000.0	10000.0	A	
ExhFanPower	18040	Ebm Exhaust Fan Actual power	-1000.0	10000.0	W	
ExhFanModTemp	61507	Ebm Exhaust Fan Power module temp.	-100.0	100.0	°C	
ExhFanMotTemp	62489	Ebm Exhaust Fan Motor temp.	-250.0	250.0	°C	
ExhFanPCBTemp	55016	Ebm Exhaust Fan Electronics temp.	-100.0	100.0	°C	
ExhFanOpTimeHH	62881	Ebm Exhaust Fan Motor run time HH	-64.0	100000.0	h	
ExhFanOpTimeMM	23281	Ebm Exhaust Fan Motor run time mm	-64.0	64.0	m	
WaterFlow	14994	Water flow	0.0	40000.0	l/s	
ExhFan2FanSpeed	19923	Exhaust Fan 2 Fan Speed	-200.0	5000.0	rpm	
ExhFan2MaxSpeed	3097	Exhaust Fan 2 Max Speed	-200.0	5000.0	rpm	
ExhFan2DCLVoltage	60752	Exhaust Fan 2 DC-Link Voltage	-1000.0	10000.0	V	
ExhFan2DCLCurrent	46889	Exhaust Fan 2 DC-Link Current	-1000.0	10000.0	A	
ExhFan2Power	40353	Exhaust Fan 2 Actual power	-1000.0	10000.0	W	
ExhFan2ModTemp	25546	Exhaust Fan 2 Power module temp.	-100.0	100.0	°C	
ExhFan2OpTimeHH	53115	Exhaust Fan 2 Motor run time HH	-64.0	100000.0	h	

ExhFan2OpTime MM	24619	Exhaust Fan 2 Motor run time MM	-64.0	64.0	m	
ExhFan3DCLVoltage	7521	EF.C DC-link voltage	-1000 0.0	10000.0	V	v.4.10
ExhFan3DCLCurrent	18200	EF.C DC-link current	-1000 0.0	10000.0	A	v.4.10
ExhFan3ModTemp	52534	EF.C Motor temp	-100.0	100.0	°C	v.4.10
ExhFan3Power	55490	EF.C Actual power	-1000 0.0	10000.0	W	v.4.10
ExhFan3MaxSpeed	42045	EF.C max. speed	-200.0	5000.0	rpm	v.4.10
ExhFan3FanSpeed	58871	EF.C speed	-200.0	5000.0	rpm	v.4.10
ExhFan3OpTime HH	26463	EF.C Motor run time HH	-64.0	10000 0.0	s	v.4.10
ExhFan3OpTime MM	51215	EF.C Motor run time mm	-64.0	64.0	s	v.4.10
RoomTmp	60643	Room Tmp	-64.0	64.0	°C	v.4.10
HPSplyTmp	25273	HP Flow temp	-64.0	99.0	°C	v.4.10
HPTnkCrgTmp	3331	Tankcharge temp	-64.0	99.0	°C	v.4.10
AuxTmp2	25873	Aux.Temp. 2	-64.0	64.0	°C	v.4.10
AuxTmp3	30000	Aux.Temp. 3	-64.0	64.0	°C	v.4.10
AuxTmp4	1495	Aux.Temp. 4	-64.0	64.0	°C	v.4.10
AuxTmp5	5622	Aux.Temp. 5	-64.0	64.0	°C	v.4.10
AuxTmp6	9621	Aux.Temp. 6	-64.0	64.0	°C	v.4.10
HtgGrpTFI	34343	Extra Heatgroup Flow temp	-64.0	99.0	°C	v.4.10
HtgGrpTRt	55977	Extra Heatgroup Return temp	-64.0	99.0	°C	v.4.10
HotWaterTFI	65156	Hotwater flow temp.	-64.0	99.0	°C	v.4.10
HotWaterTRt	41482	Hotwater ret.temp.	-64.0	99.0	°C	v.4.10
PrimHeatTFIPm	63359	Flow temp	-64.0	140.0	°C	v.4.10
PrimHeatTRtPm	52459	Prim return temp	-64.0	140.0	°C	v.4.10

3.3.1 Analog outputs type No. 1

Analog output, object name	Object instance	Object description	LOL	HIL	Dim	Release
ExhFanVarPos	40119	Exhaust fan output signal	0	100	%	
ExtraHtgPos	46994	Heatpump output signal	0	100	%	
AuxOutput	22813	Auxiliary A output fan	0	100	%	
AuxTempCntl	40699	Aux Temp Control Output	0	100	%	
Heating_Seqv2_Pos	26209	Pump Extra Heating output signal	0.0	100	%	
MxgValvePos	53891	Mixing valve	0.0	100	%	v.4.10
Pump2VarCtrlPos	19847	C-pump Heatpump	0.0	100	%	v.4.10
HtgGrpValve	12386	Extra Heatgroup	0.0	100	%	V.4.10
HotWaterValve	77922	Extra Hotwater	0.0	100	%	v.4.10

3.3.2 Analog values type No. 2

Analog values, object name	Object instance	Object description	LOL	HIL	Dim	Release
ExtControlDlyOffTm	4853	External control off delay			hrs	
SuCmpFanPrVal	8596	Actual summer compensation fan			%	
WiCmpFanPrVal	50290	Actual winter compensation fan			%	
ExhFanSpvSt1Spv	45030	Exhaust fan step 1 setpoint	0.0	5000	m3/h	
ExhFanSpvSt2Spv	13370	Exhaust fan step 2 setpoint	0.0	5000	m3/h	
ExhFanSpvSt3Spv	17038	Exhaust fan step 3 setpoint	0.0	5000	m3/h	
ExhFanSpvMaxForce	2525	Exhaust fan max force	0.0	4910	m3/h	
ExhFanActVal	59694	Actual value exhaust fan				
ExhFanActSpv	33255	Actual exhaust fan setpoint				
ExhFanDevAlmMaxDev	56254	Max deviation exhaust fan				
SuCmpFanStart	55465	Summer Comp. Exhaust Fan Start Temp.			°C	
SuCmpFanEnd	39637	Summer Comp. Exhaust Fan End Temp.			°C	
SuCmpFanDta	4600	Summer Comp. Exhaust Fan Delta	0.0	100.0	%	
SuCmpFanPrVal	8596	Summer Comp. Exhaust Fan compensation			%	
WiCmpFanStart	64552	Winter Comp. Exhaust Fan Start Temp.			°C	
WiCmpFanEnd	12789	Winter Comp. Exhaust Fan End Temp.			°C	
WiCmpFanDta	47832	Winter Comp. Exhaust Fan Delta	0.0	100.0	%	
WiCmpFanPrVal	50290	Winter Comp Exhaust Fan compensation			%	
SensibleEffect	25817	Sensible Effect			kW	
X2TOaSpv	48643	Heatpump OutT. setpoint X2			°C	
Y2TFISpv	26666	Heatpump SupplyT. setpoint Y2			°C	
X3TOaSpv	13557	Heatpump OutT. setpoint X3			°C	
Y3TFISpv	54156	Heatpump SupplyT. setpoint Y3			°C	
X4TOaSpv	17426	Heatpump OutT. setpoint X4			°C	
Y4TFISpv	41835	Heatpump SupplyT. setpoint Y4			°C	
X5TOaSpv	21555	Heatpump OutT. setpoint X5			°C	
Y5TFISpv	45898	Heatpump SupplyT. setpoint Y5			°C	

Analog values, object name	Object instance	Object description	LOL	HIL	Dim	Release
X6TOaSpv	32709	Heatpump OutT. setpoint X6			°C	
Y6TFISpv	43500	Heatpump SupplyT. setpoint Y6			°C	
AuxTmpSp1	29887	Aux. setpoint 1			°C	
AuxTmpSp2	17628	Aux. setpoint 2			°C	
CG_EM24_1ActPower	40280	Energy actual power			W	
CG_EM24_1AvePower	36000	Energy average power			W	
CG_EM24_1TotEnergy	61249	Energy total			kWh	
CG_EM24_1ParEnergy	19610	Energy partial			kWh	
CG_EM24_1OpHours	49048	Energy operation hours			hrs	
HPAinHeatingDemand	41403	Heatpump Heating demand input			%	
HPFrostTemp	13700	Heatpump Frost temperature			°C	
HPInverterComp	24097	Heatpump Inverter signal output			%	
HPSuctionTempC1	30487	Heatpump Suction temperature EEV			°C	
HPEvapTempC1	5078	Heatpump Evaporation temp.			°C	
HPEvapPressC1	12455	Heatpump Low Pressure			bar	
HPSuperheatC1	61331	Heatpump Superheat temp.			K	
HPOpPressC1	13346	Heatpump High Pressure			bar	
HPA17EevPositionPercentShow1	30507	Heatpump Circuit1 EEV opening			%	
HPC1CondensingTemp	65171	Heatpump Condensing temp			°C	
HPEvapTempC1Min	38332	Heatpump Antifreeze prev. threshold			°C	
HPCoilTempMin	38061	Heatpump Coil temp. limit threshold			°C	
AuxTempCntlSetPoint	49701	Aux Temp Control Setpoint			°C	
SuWiSwthchCheckOutTmpDampd	24338	Summer/Winter Dmp Temp			°C	
RtTmpFireLmt	58054	ReturnTemp. setpoint, Firemode			°C	
ExhFltrFireLmt	6148	Exhaust filter setpoint, Firemode			Pa	
ExhFan_Power	55861	Ziehl Exhaust Fan Power			kW	
ExhFan_MotorVolt	10268	Ziehl Exhaust Fan Motor Volt			V	

Analog values, object name	Object instance	Object description	LOL	HIL	Dim	Release
ExhFan_Current	22141	Ziehl Exhaust Fan Current			A	
ExhFan_DCLink	7369	Ziehl Exhaust Fan DC-Link Voltage			V	
ExhFan_Speed	42074	Ziehl Exhaust Fan Speed			rpm	
ExhFan_HeatSinkTmp	52311	Ziehl Exhaust Fan HeatsinkTemp			°C	
HPStrtCnt	19886	Heatpump start count				
ReturnAirTmpLmt	41193	Exhaust air temp Block HP			°C	
WaterFlowLmt	16366	Waterflow Block HP			l/s	
HP_Pump2_StartTmp	37702	Pump Heating start temp			°C	
ActHeatCurvSp	23523	Act. HeatPump Setpoint (Heat curv)			°C	
Heating_Seqv2_Pump_StartT mp	10195	Pump Extra Heating start temp			°C	
SFP	38740	SFP	-64.0	64.0	kW/(m ³ /s)	v.4.10
EnergyHPPower	47207	Energy Watch Heat pump Output power			kW	
EnergyHPin	11946	Energy Watch Heat pump Input power			kW	
EnergyFansPow	42936	Energy Watch Input power			kW	
EnergyHPCOP	13472	Energy Watch Heat pump COP				
EnergyHPoutDay	39707	Energy Watch Heat pump Output Today			kWh	
EnergyHPoutMonth	48774	Energy Watch Heat pump Output Month			kWh	
EnergyHPoutYear	54214	Energy Watch Heat pump Output Year			MWh	
EnergyHPoutLYear	33579	Energy Watch Heat pump Output Last year			MWh	
EnergyHPoutTrip	57948	Energy Watch Heat pump Output Trip meter			MWh	
EnergyHPinDay	49304	Energy Watch Heat pump Input Today			kWh	
EnergyHPinMonth	52520	Energy Watch Heat pump Input Month			kWh	
EnergyHPinYear	34885	Energy Watch Heat pump Input Year			MWh	
EnergyHPinLYear	60341	Energy Watch Heat pump Input Last year			MWh	
EnergyHPinTrip	47583	Energy Watch Heat pump Input Trip meter			MWh	
EnergyFansDay	58935	Energy Watch Fans input Today			kWh	
EnergyFansMonth	9581	Energy Watch Fans input Month			kWh	
EnergyFansYear	44778	Energy Watch Fans input Year			MWh	
EnergyFansLYear	17	Energy Watch Fans input Last year			MWh	
EnergyFansTrip	40816	Energy Watch Fans input Trip meter			MWh	

Analog values, object name	Object instance	Object description	LOL	HIL	Dim	Release
ExhFan_OpHrs	6030	Exhaust Fan Motor run Hours			H	
ExhFan_OutFreq	25895	Exhaust Fan Output Frequency			Hz	
ExhFan_Energy	36839	Exhaust Fan Energy			kWh	
ExhFan2_MotorVolt	62688	Exhaust Fan 2 Motor Volt			V	
ExhFan2_Power	57689	Exhaust Fan 2 Power			kW	
ExhFan2_Current	8760	Exhaust Fan 2 Current			A	
ExhFan2_HeatSinkTmp	45710	Exhaust Fan 2 HeatSink Temp			°C	
ExhFan2_OpHrs	11490	Exhaust Fan 2 Motor run Hours			H	
ExhFan2_OutFreq	4450	Exhaust Fan 2 Output Frequency			Hz	
ExhFan2_DCLink	63473	Exhaust Fan 2 DC-Link Voltage			V	
ExhFan2_Speed	40758	Exhaust Fan 2 Speed			rpm	
ExhFan2_Energy	25823	Exhaust Fan 2 Energy			kW	
HPDischTemp	3923	Heat Pump Discharge Temp			°C	
HPLiqTemp	24817	Heat Pump Liquid Temp			°C	
HPSubClgTemp	50213	Heat Pump Sub Cooling Temp			°C	
HPPwrComp	58182	Heat Pump Electric Power Compressor			kW	
HPPwrClg	2698	Heat Pump Electric Power Cooling			kW	
HPPwrHtg	28833	Heat Pump Electric Power Heating			kW	
TnkCrgStop	51577	Stop Tankcharging			°C	
TnkCrgDiff	19118	Start/Stop Difference			°C	
OutTmpCOM	1880	Outside air temp - Value comm			°C	v.4.10
HPExtSignalCOM	1881	HP Ext.Signal - Value comm			%	v.4.10
RoomTmpCOM	1882	Room Tmp. - Value comm	-64.0	99.0	°C	v.4.10
HPTnkCrgTmpCOM	1883	Tankcharge temp - Value comm			°C	v.4.10
BasicDataExhFilStat	17058	Filter clogged	0.0	100	%	v.4.10
HtgFanLmtSt1Val	39306	HtgFanLmt.St1Val	0.0	100	%	v.4.10
HtgFanLmtSt2Val	598	HtgFanLmt.St2Val	0.0	100	%	v.4.10
HtgFanLmtSt3Val	29922	HtgFanLmt.St3Val	0.0	100	%	v.4.10
HtgGrpBldgTOa	44244	Outside temp.	-64.0	64.0	°C	v.4.10
HtgGrpTCmp	28696	Act. Comp. Temp.	-64.0	64.0	°C	v.4.10
HtgGrpSpTRCmf	28300	Sp. Comfort room	18.0	35.0	°C	v.4.10
HtgGrpSpTRRed	45876	Sp. Reduced room	5.0	22.0	°C	v.4.10
HtgGrpSpTRPrt	21889	Sp. Protection room	1.0	18.0	°C	v.4.10
HtgGrpSpTRShft	53036	Sp. Shift room	-3.0	3.0	°C	v.4.10
HtgGrpCurveInPut	21919	Curve.InPutX	-64.0	64.0	°C	v.4.10
HtgGrpCurveOutPut	21920	Curve.OutPutY	-64.0	64.0	°C	v.4.10

Analog values, object name	Object instance	Object description	LOL	HIL	Dim	Release
HtgGrpSpTFISp	60787	Act. flowT. setpoint	20.0	75.0	°C	v.4.10
HtgGrpTRtLimCurveInPut	21925	TRtLim.InPutX	-64.0	64.0	°C	v.4.10
HtgGrpTRtLimCurveOutPut	21926	TRtLim.OutPutY	-64.0	64.0	°C	v.4.10
HotWaterSpCmf	21574	Sp. Normal	45.0	65.0	°C	v.4.10
HotWaterSpRed	35326	Sp. Reduced	10.0	55.0	°C	v.4.10
LegionellaSwiSp	40271	Legio. Setpoint	50.0	70.0	°C	v.4.10
ExhFanCtrLoopKp	21804	Exhaust fan - Gain (Kp)				v.4.10
ExhFanCtrLoopTI	21805	Exhaust fan - Integr.act.ti.(Tn)			s	v.4.10
ExhFanCtrLoopTD	21806	Exhaust fan - Derivative ti.(Tv)			s	v.4.10
TnkCrgVarCtrCtrlLoopKp	21947	Tankcharge - Gain (Kp)				v.4.10
TnkCrgVarCtrCtrlLoopTI	21948	Tankcharge - Integr.act.ti.(Tn)			s	v.4.10
TnkCrgVarCtrCtrlLoopTD	21949	Tankcharge - Derivative ti.(Tv)			s	v.4.10
ExtraHtgCtrLoopKp	21801	Heatgroup - Gain (Kp)				v.4.10
ExtraHtgCtrLoopTI	21802	Heatgroup - Integr.act.ti.(Tn)			s	v.4.10
ExtraHtgCtrLoopTD	21803	Heatgroup - Derivative ti.(Tv)			s	v.4.10
COPLmtCtrLoopKp	21950	COP limitation - Gain (Kp)				v.4.10
COPLmtCtrLoopTI	21951	COP limitation - Integr.act.ti.(Tn)			s	v.4.10
COPLmtCtrLoopTD	21952	COP limitation - Derivative ti.(Tv)			s	v.4.10
Pump2VarCtrCtrlLoopKp	21944	Circulationpump - Gain (Kp)				v.4.10
Pump2VarCtrCtrlLoopTI	21945	Circulationpump - Integr.act.ti.(Tn)			s	v.4.10
Pump2VarCtrCtrlLoopTD	21946	Circulationpump - Derivative ti.(Tv)			s	v.4.10
HeatingCtrLoopKp	21807	Extra Heating - Gain (Kp)				v.4.10
HeatingCtrLoopTI	21808	Extra Heating - Integr.act.ti.(Tn)			s	v.4.10
HeatingCtrLoopTD	21809	Extra Heating - Derivative ti.(Tv)			s	v.4.10
AuxTmpCntrlCtrlTmpLoopKp	21953	Aux.Temp.controll - Gain (Kp)				v.4.10
AuxTmpCntrlCtrlTmpLoopTI	21954	Aux.Temp.controll - Integr.act.ti.(Tn)			s	v.4.10
AuxTmpCntrlCtrlTmpLoopTD	21955	Aux.Temp.controll - Derivative ti.(Tv)			s	v.4.10
HtgTRtLimCtrLoopKp	21927	Return Temp lim. - Gain (Kp)				v.4.10
HtgTRtLimCtrLoopTI	21928	Return Temp lim. - Integr.act.ti.(Tn)			s	v.4.10
HtgTRtLimCtrLoopTD	21929	Return Temp lim. - Derivative ti.(Tv)			s	v.4.10
HtgGrpVlvCtrLoopKp	21931	Extra Heatgroup - Gain (Kp)				v.4.10
HtgGrpVlvCtrLoopTI	21932	Extra Heatgroup - Integr.act.ti.(Tn)			s	v.4.10
HtgGrpVlvCtrLoopTD	21933	Extra Heatgroup - Derivative ti.(Tv)			s	v.4.10

Analog values, object name	Object instance	Object description	LOL	HIL	Dim	Release
HotWaterVlvCtrLoopKp	21941	Extra Hotwater - Gain (Kp)				v.4.10
HotWaterVlvCtrLoopTI	21942	Extra Hotwater - Integr.act.ti.(Tn)			s	v.4.10
HotWaterVlvCtrLoopTD	21943	Extra Hotwater - Derivative ti.(Tv)			s	v.4.10
ExhFan_OpMinutes	44963	EF.A run time mm			min	v.4.10
ExhFan_OpDays	6376	EF.A run time days			days	v.4.10
ExhFan2_OpMinutes	29535	EF.B run time mm			min	v.4.10
ExhFan2_OpDays	62416	EF.B run time days			days	v.4.10
ExhFan3_OpMinutes	43798	EF.C run time mm			min	v.4.10
ExhFan3_OpDays	46083	EF.C run time days			days	v.4.10
ExhFan3_MotorVolt	11433	EF.C Motor Volt			V	v.4.10
ExhFan3_Power	22840	EF.C Power			kW	v.4.10
ExhFan3_Current	51483	EF.C Current			A	v.4.10
ExhFan3_DCLink	45090	EF.C DC-link voltage			V	v.4.10
ExhFan3_Speed	10071	EF.C speed			rpm	v.4.10
ExhFan3_HeatSinkTmp	15467	EF.C Heatsink Temp			°C	v.4.10
ExhFan3_OpHrs	38019	EF.C OpHours			h	v.4.10
ExhFan3_OutFreq	64065	EF.C Outfreq			Hz	v.4.10
ExhFan3_Energy	8972	EF.C energy			kWh	v.4.10
RtDmp1ActPos	12668	Extract damper actual motor position			%	v.4.10
ExDmp1ActPos	64444	Extract damper actual motor position			%	v.4.10
ByP1DmpActPos	7084	Bypass damper actual motor position			%	v.4.10
ByP2DmpActPos	25430	Bypass damper 2 actual motor position			%	v.4.10
Coil_Temp_MinSp	38163	Setpoint coil temp limit			°C	v.4.10
FuseEhp	58677	Main fuse: EHP			A	v.4.10
TmToByp	62859	Min time switch sommer mode			min	v.4.10
TmToRstrBy	31079	Min time restart summer mode			min	v.4.10
SuCmpFanStart	55465	Su comp fan start			°C	v.4.10
Y1TFISpv	62414	Y1 TempFlow Spv			°C	v.4.10
X7TOaSpv	29809	X7 Toa Spv			°C	v.4.10
Y7TFISpv	37640	Y7 TempFlow Spv			°C	v.4.10
HtgGrpDmdCorr	6546	Heat demand compensation			°C	v.4.10
SwitchSpv2	7527	Activate setpoint 2 mixing valve			%	v.4.10
SwitchSpv1	11524	Activate setpoint 1 mixing valve			%	v.4.10
TFISpv	64229	Setpoint Outgoing temp			°C	v.4.10
Pmp2FlwSpv1	20994	Flow setpoint 1			l/s	v.4.10
Pmp2FlwSpv2	25185	Flow setpoint 2			l/s	v.4.10
TnkCrgSpv	25486	Tankcharge setpoint			°C	v.4.10
MinRampTm_valve	15604	Min run time valve			s	v.4.10
MinTimeTnkrg	25226	Min time interupt tankcharge			min	v.4.10
DiffTnkCrg	61016	Diff. allow tankcharge			°C	v.4.10

Analog values, object name	Object instance	Object description	LOL	HIL	Dim	Release
DiffStopTnkCrg	23161	Diff. interrupt tankcharge			°C	v.4.10
MxgValveHtgCPos	10659	Heatgroup			%	v.4.10
AvRtFIDay	462	Average exhaust flow today			m3/h	v.4.10
AvRtFIMth	25033	Average exhaust flow month			m3/h	v.4.10
AvRtFILMth	13239	Average exhaust flow last month			m3/h	v.4.10
AvRtFIYear	62671	Average exhaust flow year			m3/h	v.4.10
AvRtFILYear	61560	Average exhaust flow last year			m3/h	v.4.10
AvRtFITrip	41553	Average exhaust flow trip meter			m3/h	v.4.10
MaxExhFIDay	31117	Max exhaust flow today			m3/h	v.4.10
MaxExhFIMth	6538	Max exhaust flow month			m3/h	v.4.10
MaxExhFILMth	36648	Max exhaust flow last month			m3/h	v.4.10
MaxExhFIYear	18512	Max exhaust flow year			m3/h	v.4.10
MaxExhFILYear	2351	Max exhaust flow last year			m3/h	v.4.10
MaxExhFITrip	7886	Max exhaust flow trip meter			m3/h	v.4.10
MinExhFIDay	15024	Min exhaust flow today			m3/h	v.4.10
MinExhFIMth	23223	Min exhaust flow month			m3/h	v.4.10
MinExhFILMth	51855	Min exhaust flow last month			m3/h	v.4.10
MinExhFIYear	3575	Min exhaust flow year			m3/h	v.4.10
MinExhFILYear	46670	Min exhaust flow last year			m3/h	v.4.10
MinExhFITrip	23401	Min exhaust flow trip meter			m3/h	v.4.10
AvSfpDay	15524	Average SFP today				v.4.10
AvSfpMth	23715	Average SFP month				v.4.10
AvSfpLMth	48713	Average SFP last month				v.4.10
AvSfpYear	31025	Average SFP year				v.4.10
AvSfpLYear	20061	Average SFP last year				v.4.10
AvSfpTrip	12207	SFP Trip meter				v.4.10
AvCOPDay	45478	Average COP today				v.4.10
AvCOPMth	53665	Average COP month				v.4.10
AvCOPLMth	64620	Average COP last month				v.4.10
AvCOPYear	15124	Average COP year				v.4.10
AvCOPLYear	987	Average COP last year				v.4.10
AvCOPTrip	28042	COP Trip meter				v.4.10
EngyCalcEHPHP_Pwr_Elc	14096	Calib. Elc.power			%	v.4.10
EnergyHPoutLMonth	42423	Heatpump output last month			kWh	v.4.10

Analog values, object name	Object instance	Object description	LOL	HIL	Dim	Release
EnergyHPinLMonth	31822	Heatpump input last month			kWh	v.4.10
EnergyFansLMonth	17768	Fan last month			kWh	v.4.10
HtgGrpBldgTiBldg	19736	Building time constant			h	v.4.10
HtgGrpBldgTiSuWi	19697	Time Summer/Winter			h	v.4.10
HtgGrpBldgTOfil	19170	Filtered Outside T.			°C	v.4.10
HtgGrpBldgTOdmp	15355	Damped Outside T.			°C	v.4.10
HtgGrpBldgTOeff	41670	Effective Outside T.			°C	v.4.10
HtgGrpSuWiSwiSuWiT	3002	Sum./Wint. temp.			°C	v.4.10
HtgGrpSpTFIRed	48540	Reduce flow setp.			°C	v.4.10
HtgGrpDailySwiTEco	8442	Toa > Sp-TRm, ECO			K	v.4.10
HtgGrpTRSwiTRlimSD	59642	T-Room <> Sp-TRm			K	v.4.10
HtgGrpBoostHSpTRBst	4242	Boost setpoint Rm Tmp.			K	v.4.10
HtgGrpSpTRAct	4496	Act. Room setpoint			°C	v.4.10
HtgGrpTRCtlKP	4206	Room Setp. Corr. KP			%	v.4.10
HtgGrpTRCtlTI	32827	Room Setp. Corr. TI			min	v.4.10
HtgGrpCurveTOaX1	21901	X1 Temp outside			°C	v.4.10
HtgGrpCurveSpTFIY1	21911	Y1 Setpoint outgoing			°C	v.4.10
HtgGrpCurveTOaX2	21902	X2 Temp outside			°C	v.4.10
HtgGrpCurveSpTFIY2	21912	Y2 Setpoint outgoing			°C	v.4.10
HtgGrpCurveTOaX3	21903	X3 Temp outside			°C	v.4.10
HtgGrpCurveSpTFIY3	21913	Y3 Setpoint outgoing			°C	v.4.10
HtgGrpCurveTOaX4	21904	X4 Temp outside			°C	v.4.10
HtgGrpCurveSpTFIY4	21914	Y4 Setpoint outgoing			°C	v.4.10
HtgGrpCurveTOaX5	21905	X5 Temp outside			°C	v.4.10
HtgGrpCurveSpTFIY5	21915	Y5 Setpoint outgoing			°C	v.4.10
HtgGrpCurveTOaX6	21906	X6 Temp outside			°C	v.4.10
HtgGrpCurveSpTFIY6	21916	Y6 Setpoint outgoing			°C	v.4.10
HtgGrpCurveTOaX7	21907	X7 Temp outside			°C	v.4.10
HtgGrpCurveSpTFIY7	21917	Y7 Setpoint outgoing			°C	v.4.10
HtgGrpCurveTOaX8	21908	X8 Temp outside			°C	v.4.10
HtgGrpCurveSpTFIY8	21918	Y8 Setpoint outgoing			°C	v.4.10
HtgGrpCurveShift	48194	H-Curve correction			°C	v.4.10
HtgGrpSpTFIRampUp	57374	FlowT. Setp. RampUp			°C/min	v.4.10
HtgGrpSpTFIRampDwn	33666	FlowT. Setp. RampDown			°C/min	v.4.10
HtgGrpTRtLimCurveTOaX1	21921	TRtLim.TOaX1			°C	v.4.10
HtgGrpTRtLimCurveTOaX2	21922	TRtLim.TOaX2			°C	v.4.10
HtgGrpTRtLimCurveSpTRtY1	21923	TRtLim.SpTRtY1			°C	v.4.10
HtgGrpTRtLimCurveSpTRtY2	21924	TRtLim.SpTRtY2			°C	v.4.10
HotWaterSpAct	11098	Act. HotWtr. setpoint			°C	v.4.10
LegionellaTiStart	31159	Start time			h	v.4.10
LegionellaTiOnActl	61579	Act. time on			min	v.4.10
LegionellaLglSwiTiOn	52185	Time on			min	v.4.10
LegionellaTiOffActl	55264	Act. time off			h	v.4.10
LegionellaLglSwiTiOff	13550	Time off			h	v.4.10
LegionellaTiOffFrc	46891	Time off force			h	v.4.10
LegionellaTiAlm	29007	Alarm delay			min	v.4.10

3.3.3 Binary inputs type No. 3

Binary input, object name	Object instance	Object description	State texts	Release
ExtraHtgPmpAlm	23306	Heating 2 pump alarm	- OK - Alarm	
ExhFanAlm	55865	Exhaust fan alarm	- OK - Alarm	
FireAlm	28514	Fire alarm	- OK - Alarm	
ExtCtrl1	11643	External control input 1	- Off - On	
ExtCtrl2	7448	External control input 2	- Off - On	
EmergencyStop	9864	Emergency stop	- Off - On	
SuWiSwth	26679	Summer/Winter input	- Winter - Summer	
DamperSplyFBFbVal	6336	Outside air damper feedback	- OK - No	
DamperExhFBFbVal	27338	Extract air damper feedback	- OK - No	
FireDamperFdbkOpn	3118	Fire damper opened	- OK - No	
FireDamperNoMove	44469	Fire damper no move	- OK - Alarm	
FireDamperFdbkClsd	53169	Fire damper closed	- OK - No	
FireDamper2FdbkOpn	2231	Fire damper2 opened	- OK - No	
FireDamper2NoMove	7990	Fire damper2 no move	- OK - Alarm	
FireDamper2FdbkClsd	5685	Fire damper2 closed	- OK - No	
ExhFanFBFbVal	32844	Exhaust fan feedback	- OK - Alarm	
FireFanFBFbVal	25846	Fire fan feedback	- OK - Alarm	
AuxAlm	22605	Auxiliary alarm	- Passive - Active	
AuxInp	21522	Auxiliary input	- Off - On	
AuxAlm1	45199	Auxiliary alarm 1	- OK - Alarm	
AuxAlm2	33004	Auxiliary alarm 2	- OK - Alarm	
AuxAlm3	37069	Auxiliary alarm 3	- OK - Alarm	
AuxAlm4	57386	Auxiliary alarm 4	- OK - Alarm	
AuxAlm5	61451	Auxiliary alarm 5	- OK - Alarm	
HPPmpInd	57702	Heatpump Block compressor	- OK - Alarm	
HP_Pump2_Alm	29338	Pump Heating Alarm	- OK - Fault	
Heating_Seqv2_Pump_Alm	47847	Pump Extra Heating Alarm	- OK - Fault	
HP_Pump2_Cmd_FbVal	63693	Pump Heating feedback	- OK - No	

Binary input, object name	Object instance	Object description	State texts	Release
			Feedback	
ExtraHtgPmpCmdFBFbVal	13329	Heatpump feedback	– OK – No Feedback	
Cmd_FbVal	15639	Pump Extra Heating feedback	– OK – No Feedback	
FlreAlm2	59736	Firealarm 2	– OK – Alarm	v.4.10
HtgGrpPmpAlm	47293	C-pump Extra Heatgroup	– OK – Fault	v.4.10
DHWPmpAlm	273	C-Pump Extra Hotwater	– OK – Fault	v.4.10
DamperBypFBFbVal	22067	Feedback Byp damper	– OK – No	v.4.10
DamperByp2FBFbVal	32424	Feedback Byp damper	– OK – No	v.4.10
PmpCmdFBFbVal	51691	Feedback C-pump Extra Heatgroup	– OK – No Feedback	v.4.10

3.3.4 Binary outputs type No. 4

Object name	Object instance	Object description	State texts	Release
DamperSplyOnOff	6170	Outside air damper command	- Off - On	
DamperExhOnOff	43251	Extract air damper command	- Off - On	
FireDamperCmd	12328	Fire damper command	- Off - On	
FireDamper2Cmd	64011	Fire damper2 command	- Off - On	
FireFanOnOff	24267	Fire fan command	- Off - On	
ExtraHtgPmpCmdOnOff	31944	Heatpump command	- Off - On	
AuxTspOutput	22528	Auxiliary TSP output	- Off - On	
AuxOpModelnd	5163	Auxiliary operation mode output 1	- Off - On	
AuxOpModelnd2	28580	Auxiliary operation mode output 2	- Off - On	
AlmOutHigh	5714	Alarm output 1	- Normal - Alarm	
AlmOutLow	8035	Alarm output 2	- Normal - Alarm	
AuxTmpOutput	64421	Aux Temp Output	- Off - On	
HP_Pump2_Cmd_OnOff	38397	Pump Heating command	- Off - On	
Heating_Seqv2_Pump_Cmd_OnOff	10264	Pump Extra Heating command	- Off - On	
DamperBypOnOff	64093	Bypass damper cmd	- Off - On	v.4.10
DamperByp2OnOff	39893	Bypass damper 2 cmd	- Off - On	v.4.10
TnkCrgCmdOnOff	46580	Command Tankcharge	- Off - On	v.4.10
HtgGrpPmpCmd_OnOff	30424	C-pump Extra Heatgroup	- Off - On	v.4.10
HotWaterPmpCmd_OnOff	95960	C-pump Hotwater	- Off - On	v.4.10

3.3.5 Binary values type No. 5

Binary value, object name	Object instance	Object description	State texts
RtTmpFireAlm	4286	Exhaust temp fire alarm	– OK – Alarm
ExhFltrFireAlm	60028	Exhaust Filter fire alarm	– OK – Alarm
ExhFanDevAlmAlm	31724	Exhaust fan deviation alarm	– Passive – Active
FanOpHrsAlm	36120	Fan operation hours alarm	– Passive – Active
CommTest	60516	Communication test Note! Use Prio 14 for puls	– 0 – 1
ManualMode	24032	Manual mode	– Auto – Manual
PBCommAlm	48527	PB comm alarm	– Passive – Active
ZoneCtrlr	61922	Zone controller	– Passive – Active
MBCommAlm	57614	Modbus communication alarm	– OK – Alarm
ModbusComFanAlm	25775	Modbus Ebm Fan communication	– OK – Fault
ModbusComCG_EM24Alm	49897	Modbus Energy meter communication	– OK – Fault
HPAlmS1_1	44730	Heatpump Low Pressure	– Normal – Alarm
HPAlmS1_2	40665	Heatpump Suction Temp	– Normal – Alarm
HPAlmS1_3	36600	Heatpump High Pressure	– Normal – Alarm
HPLowDH1Alm	56672	Heatpump Low super heat	– Normal – Alarm
HPMopAlm1	40630	Heatpump MOP	– Normal – Alarm
HPLopAlm1	9943	Heatpump Low temp evaporation	– Normal – Alarm
HPEEVmAlm1	14395	Heatpump Motor expansion valve	– Normal – Alarm
HPCompr1OutP	20527	Heatpump compressor command	– Off – On
HPOpHrsAlm	3944	Heatpump Operating hours	– Passive – Active
HPCmpr1Alm	45643	Heatpump Compressor	– Normal – Alarm
HPFrostTmp	47190	Heatpump Evaporation coil temp	– Normal – Alarm
HPEVDAlmOffL	919	Heatpump Communication Offline EVD	– Normal – Alarm
HPLowSuctAlm1	61543	Heatpump Low suction temp	– Normal – Alarm
ModbusComHPAlm	30980	Modbus Heatpump communication alarm	– Ok – Fault
ReturnAirTmpLmtAlm	52839	Exhaust air temp high limit	– Ok – Fault
WaterFlowAlm	52630	Low waterflow	– Ok – Fault
HPInvDrvOverload	58192	Heat Pump Inverter Driver Overload (28)	– Normal – Alarm
HPBmsOffline	35364	Heat Pump BMS Offline	– Normal – Alarm
HPInvDrvOverTempHw	8688	Heat Pump Inverter Alarm Reserved (29)	– Normal – Alarm

Binary value, object name	Object instance	Object description	State texts
HPPHase_Rotation_order	53823	Heat Pump Compressor 2 Drive Phase Rotation Order	- Normal - Alarm
HPC1_HiCondPressure	33635	Heat Pump Compressor 1 High Condense Temp	- Normal - Alarm
HPLowEvapFrostProtec	23687	Heat Pump Low Evaporation Frost Protection	- Normal - Alarm
HPC1_4wayRevValve	18432	Heat Pump Compressor 1 4way Rev Valve	- Normal - Alarm
HPC2_HiCondPressure	27438	Heat Pump Compressor 2 High Condense Temp	- Normal - Alarm
HPC2_4wayRevValve	50595	Heat Pump Compressor 2 4way Rev Valve	- Normal - Alarm
HPDanflnv_TripLockAlarm	37807	Compressor Drive Trip Lock Alarm	- Normal - Alarm
HPDanflnvSrvTripTypeCSprP	57157	Compressor Drive Service Trip Typecode SparePart	- Normal - Alarm
HPDanflnvStartFailed	64878	Compressor Drive Start Failed	- Normal - Alarm
HPDanflnvSrvTrip_Rsrv2	47865	Compressor Drive Service Trip Reserved 2	- Normal - Alarm
HPDanflnvSpeedLimit	34169	Compressor Drive Speed Limit	- Normal - Alarm
HPDanflnvSrvTrip_Rsrv3	43736	Compressor Drive Service Trip Reserved 3	- Normal - Alarm
HPDanflnvExtInterlock	49523	Compressor Drive External Interlock	- Normal - Alarm
HPDanflnvNoFlow	10419	Compressor Drive No Flow	- Normal - Alarm
HPDanflnvIllegalOptCombi	29165	Compressor Drive Illegal Option Combi	- Normal - Alarm
HPDanflnvDryPump	44450	Compressor Drive Dry Pump	- Normal - Alarm
HPDanflnvNoSafetyOption	21753	Compressor Drive No Safety Option	- Normal - Alarm
HPDanflnvEndOfCurve	23697	Compressor Drive End Of Curve	- Normal - Alarm
HPDanflnvKTYerror	47360	Compressor Drive KTY Error	- Normal - Alarm
HPDanflnvBrokenBelt	28075	Compressor Drive Broken Belt	- Normal - Alarm
HPDanflnvFansError	61693	Compressor Drive Fans Error	- Normal - Alarm
HPDanflnvDischargeHigh	46719	Compressor Drive Discharge High	- Normal - Alarm
HPDanflnvECPerror	16844	Compressor Drive ECP Error	- Normal - Alarm
HPDanflnv_TrippedAlarm	64883	Compressor Drive Tripped Alarm	- Normal - Alarm
HPComprSumpPrbT	51511	Sump Temp Sensor	- Normal - Alarm
HPDanfC1_HiCondOutOfEnv	37815	Heat Pump C1 High Condensing Temp	- Normal - Alarm
HPInVUnexpectedStop	41706	Heat Pump Inverter Alarm Reserved (99)	- Normal - Alarm
HPDanfC1_LoCondOutOfEnv	57721	Heat Pump C1 Low Condensing Temp	- Normal - Alarm
HPInVOffline	5210	Heat Pump Inverter Offline	- Normal - Alarm
HPDanfC1_HiEvapOutOfEnv	11987	Heat Pump C1 High Evaporation Temp	- Normal - Alarm

Binary value, object name	Object instance	Object description	State texts
HPLiqdPrbT	4566	Heat Pump Alarm Liquid Probe Temp	- Normal - Alarm
HPDanfC1_LoEvapOutOfEnv	23581	Heat Pump Compressor 1,Low Evaporation Temp	- Normal - Alarm
HPAuxPrb_A	18352	Heat Pump Alarm Auxiliary Probe A	- Normal - Alarm
HPDanflnv_BrakeCheck	58073	Heat Pump Compressor Drive Brake Check	- Normal - Alarm
HPAuxPrb_B	30675	Heat Pump Alarm Auxiliary Probe B	- Normal - Alarm
HPDanflnv_PowerCardTemp	46349	Heat Pump Compressor Drive Power Card Temp	- Normal - Alarm
HPAuxPrb_C	26610	Heat Pump Alarm Auxiliary Probe C	- Normal - Alarm
HPDanflnv_EarthFault	58922	Heat Pump Compressor Drive Earth Fault	- Normal - Alarm
HPEmgcyCls_EVD	29344	EEV Alarm Emergency Closing	- Normal - Alarm
HPPinOutOfBound	47798	EEV Alarm Setting Out of Bound	- Normal - Alarm
HPLowSH_A_EVD	7873	EEV Alarm Low Super Heat	- Normal - Alarm
HPRetainMem	3799	Error in the number of retain memory writings	- Normal - Alarm
HPLop_A_EVD	52515	EEV Alarm LOP	- Normal - Alarm
HPErr_retain_Memwrite	38259	Error in retain memory writings	- Normal - Alarm
HPMop_A_EVD	9728	EEV Alarm MOP	- Normal - Alarm
HPDscgPrbP	62635	Heat Pump Alarm Discharge Probe Pressure	- Normal - Alarm
HPPEEV_A_EVD	10808	EEV Alarm Motor Error	- Normal - Alarm
HPSuctPrbP	17834	Heat Pump Alarm Suction Probe Pressure	- Normal - Alarm
HPLowSuct_A_EVD	54649	EEV Alarm Low Suction Temp	- Normal - Alarm
HPDscgPrbTmp	1189	Heat Pump Alarm Discharge Probe Temp	- Normal - Alarm
HPHiTmpCond_EVD	44090	EEV Alarm High Condensing Temp	- Normal - Alarm
HPSuctPrbTmp	14776	Heat Pump Alarm Suction Probe Temp	- Normal - Alarm
HPRangeError	20007	EEV Alarm Settings Range Error	- Normal - Alarm
HPRefSpeed	1950	Heat Pump Alarm Compressor Reference Speed	- Normal - Alarm
HPDanflnv_CntrlCardTemp	49014	Heat Pump Compressor Drive Control Card Temp	- Normal - Alarm
HPDanflnv_DCoverVolt	53514	Heat Pump Compressor Drive DC-Voltage Over	- Normal - Alarm
HPDanflnv_ControlWordTO	64832	Heat Pump Compressor Drive Control Word TO	- Normal - Alarm
HPDanflnv_ShortCircuit	27901	Heat Pump Compressor Drive Short Circuit	- Normal - Alarm
HPDanflnv_OverCurrent	27661	Heat Pump Compressor Drive Over Current	- Normal - Alarm
HPDanflnv_InrushFault	19377	Heat Pump Compressor Drive Inrush Fault	- Normal - Alarm

Binary value, object name	Object instance	Object description	State texts
HPDanflnv_TorqueLimit	27672	Heat Pump Compressor Drive Torque Limit	- Normal - Alarm
HPDanflnv_MainsPhaseLoss	18990	Heat Pump Compressor Drive Mains Phase Loss	- Normal - Alarm
HPDanflnv_MotorThOver	52987	Heat Pump Compressor Drive Motor Thermistor Over	- Normal - Alarm
HPDanflnv_AMAnotOK	56665	Heat Pump Compressor Drive AMA not OK	- Normal - Alarm
HPDanflnv_MotorEtrOver	29175	Heat Pump Compressor Drive Motor ETR Over	- Normal - Alarm
HPDanflnv_LiveZeroError	33350	Heat Pump Compressor Drive Live Zero Error	- Normal - Alarm
HPDanflnv_InvrtOverLoad	36535	Heat Pump Compressor Drive Inverter Over Load	- Normal - Alarm
HPDanflnv_InternalFault	52585	Heat Pump Compressor Drive Internal Fault	- Normal - Alarm
HPDanflnv_DC_underVolt	1210	Heat Pump Compressor Drive DC-Voltage Under	- Normal - Alarm
HPDanflnv_BrakeOverload	10735	Heat Pump Compressor Drive Brake Overload	- Normal - Alarm
HPDisStartDpState	53906	Compressor Delta P > allowable at startup	- Normal - Alarm
HPInv_DC_BusUnderV	33332	Heat Pump Compressor Inverter DC bus Under Voltage	- Normal - Alarm
HPOutEnvAutoRstPositive	52723	Heat Pump Compressor Out of Envelope	- Normal - Alarm
HPInvOverTmp	51650	Heat Pump Compressor Inverter Drive Overtemperature	- Normal - Alarm
HPStartFail	13421	Heat Pump Compressor Starting Failure	- Normal - Alarm
HPInvDrvUnderTmp	22033	Heat Pump Compressor Inverter Drive Undertemperature	- Normal - Alarm
HPLowDeltaP	2020	Heat Pump Compressor Low Pressure Difference	- Normal - Alarm
HPInvHWOVerA	58223	Heat Pump Compressor Inverter Overcurrent HW	- Normal - Alarm
HPHighDscgTmp	44482	Heat Pump High Discharge Temp	- Normal - Alarm
HPInvMotOverTmp	40698	Heat Pump Compressor Inverter Motor Overtemperature	- Normal - Alarm
HPInvOverA	64485	Heat Pump Compressor Inverter Overcurrent	- Normal - Alarm
HPInvOutputFault	42912	Heat Pump Compressor Inverter IGBT Module Error	- Normal - Alarm
HPInvMotOvld	51457	Heat Pump Compressor Inverter Motor Overload	- Normal - Alarm
HPInvFlashDataErr	64739	Heat Pump Compressor Inverter CPU Error	- Normal - Alarm
HPInvDCBusOverV	42842	Heat Pump Compressor Inverter DC Bus Overvoltage	- Normal - Alarm
HPInvParamDef	20302	Heat Pump Compressor Inverter Parameter Default	- Normal - Alarm
HPDanflnvCurrentLimit	12803	Heat Pump Compressor Drive Current Limit	- Normal - Alarm
HPDanflnvHiPrsSwitchCD303	15808	Heat Pump Compressor 1, High Pressure Switch	- Normal - Alarm
HPDanflnvEncoderLoss	51972	Heat Pump Compressor Drive Encoder Loss	- Normal - Alarm
HPDanflnvKeyPadNotAutoOn	38331	Heat Pump Compressor Drive Key Pad not Auto On	- Normal - Alarm

Binary value, object name	Object instance	Object description	State texts
HPDanflnvPTC_Thermistor	39914	Heat Pump Compressor Drive PTC Thermistor	- Normal - Alarm
HPC1_PressureNotEqualized	44816	Heat Pump Compressor 1, Pressure not Equalized	- Normal - Alarm
HPDanflnvDangerousFailure	35422	Heat Pump Compressor Drive Dangerous Failure	- Normal - Alarm
HPLow_SH_A_EVD_2	60643	Low_SH_A_EVD_2	- Normal - Alarm
HPDanflnvHiPrsSwitchCD803	52529	Heat Pump Compressor 1, High Pressure Switch Drive, Din 27	- Normal - Alarm
HPLow_SH_B_EVD_2	13409	Low_SH_B_EVD_2	- Normal - Alarm
HPC1_LowEvapPressure	50408	Heat Pump Compressor 1, Low Evaporaton Pressure	- Normal - Alarm
HPLOP_A_EVD_2	57960	LOP_A_EVD_2	- Normal - Alarm
HPC1_HighDischageTemp	55972	Heat Pump Compressor 1, High Discharge Temp	- Normal - Alarm
HPLOP_B_EVD_2	15082	LOP_B_EVD_2	- Normal - Alarm
HPC1_LowPressureDiff	10622	Heat Pump Compressor 1, Low Pressure Difference	- Normal - Alarm
HPMOP_A_EVD_2	14881	MOP_A_EVD_2	- Normal - Alarm
HPDanflnv_U_phaseLoss	820	Heat Pump Compressor Drive U Phase Loss	- Normal - Alarm
HPDanflnv_BrakeIGBT	34548	Heat Pump Compressor Drive Brake IGBT	- Normal - Alarm
HPDanflnv_V_phaseLoss	31694	Heat Pump Compressor Drive V Phase Loss	- Normal - Alarm
HPDanflnv_OptionChange	25545	Heat Pump Compressor Drive Option Change	- Normal - Alarm
HPDanflnv_W_phaseLoss	41863	Heat Pump Compressor Drive W Phase Loss	- Normal - Alarm
HPDanflnv_DrvInitialized	57535	Heat Pump Compressor Drive Initialized	- Normal - Alarm
HPDanflnv_FieldbusFault	40433	Heat Pump Compressor Drive Fieldbus Fault	- Normal - Alarm
HPDanflnv_SafeStop	41061	Heat Pump Compressor Drive Safety Stop	- Normal - Alarm
HPDanflnv_24VsupplyLow	45130	Heat Pump Compressor Drive 24V Supply Low	- Normal - Alarm
HPDanflnv_MechBrakeLow	23380	Heat Pump Compressor Drive Mech Brake Low	- Normal - Alarm
HPDanflnv_MainsFailure	63106	Heat Pump Compressor Drive Mains Failure	- Normal - Alarm
HPDanflnverterOffline	59181	Heat Pump Compressor Drive Offline	- Normal - Alarm
HPDanflnv_1_8VsupplyLow	9933	Heat Pump Compressor Drive 1_8V Supply Low	- Normal - Alarm
HPDanflnvServiceTrip_RW	14692	Heat Pump Compressor Drive Service Trip Read Write	- Normal - Alarm
HPDanflnv_BrakeResistor	65317	Heat Pump Compressor Drive Brake Resistor	- Normal - Alarm
HPDanflnvSrvTrip_Resrv	30067	Heat Pump Compressor Drive Service Trip Reserved	- Normal - Alarm
HPC3_LowEvapPressure	58668	Heat Pump Compressor 3, Low Evaporation Pressure	- Normal - Alarm
HPC3_4wayRevValve	48834	Heat Pump Compressor 3_4way Rev Valve	- Normal - Alarm

Binary value, object name	Object instance	Object description	State texts
HPC2_HighDischageTemp	56022	Heat Pump Compressor 2 High Discharge Temp	- Normal - Alarm
HPLiqdHeatPrbT	50504	Heat Pump Compressor 1 Liquid Heat Probe Temp	- Normal - Alarm
HPC3_HighDischageTemp	10983	Heat Pump Compressor 3 High Discharge Temp	- Normal - Alarm
HPLiqdHeatPrbT_Circuit2	23865	Heat Pump Compressor 2 Liquid Heat Probe Temp	- Normal - Alarm
HPHighPrsSwitchCDS803	4426	Heat Pump Compressor 1 High Pressure Switch	- Normal - Alarm
HPC2_LowPressureDiff	6232	Heat Pump Compressor 2 Low Pressure Difference	- Normal - Alarm
FireAlmCOM	1891	Firealarm 1 - Value comm.	- Ok - Fault
FireAlm2COM	1892	Firealarm 2 - Value comm.	- Ok - Fault
HPPmplndCOM	1890	Ext. Blocking Compressor - Value comm.	- Off - On
ExhFan_Warn	59946	EF.A warn.	- Normal - Active
ExhFan2_Warn	2252	EF.B warn.	- Normal - Active
ExhFan3_Warn	19820	EF.C warn.	- Normal - Active
LegionellaAlm	51970	Alarm Legionella	- Off - On

3.3.6 Calendar type No. 6

Calendar, object name	Object instance	Object description
CalendarEx	38114	Calendar exception
CalendarOff	51936	Calendar fix off
CalendarAux	29758	Calendar aux
CalendarVlv	60136	Calendar exception
CalendarExHGrp	41457	Calendar exception
CalendarOffHGrp	6384	Calendar fix off
CalendarExDHW	48435	Calendar exception
CalendarOffDHW	40606	Calendar fix off

3.3.7 Device type No. 8

Device, object name	Object instance	Object description
POL908_FF8D5B	4164955	POL908_FF8D5B-Climatix
POL908_016F37	94007	Automation stat.

3.3.8 File type No. 10

File name	Object instance
BACnetClientConfig	1
BACnetCovConfig	2
ErrorLog	3
HistryLog	4
BACnetEventEnrollmentConfig	5
EDE-File	6
EDE-File_StateText	7
BACnetNotificationClassConfig	8
BACnetDynamicTrendlogConfig	9
BACstacBBMDCConfig	10

3.3.9 Multistate input type No. 13

Multistate input, object name	Object instance	Object description	State texts
ExhFan_OJ_Alm	57007	EF.A Alarm	<ul style="list-style-type: none"> - Normal - V LO Alarm - V HI Alarm - I HI Alarm (Motor out short) - Rotor Direction - Internal Stop - Motor Phase Error - Communication error MOC
ExhFan_OJ_Warn	26105	EF.A Warning	<ul style="list-style-type: none"> - Normal - Temperature High - Input Phase Error - Rotor Blocked - Current limit - EEPROM Error - Brake Chopper Fault - V Ripple - Ext. 24V supply overload

			– Voltage limit
ExhFan2_OJ_Alm	13719	EF. B Alarm	– Normal – V LO Alarm – V HI Alarm – I HI Alarm (Motor out short) – Rotor Direction – Internal Stop – Motor Phase Error – Communication error MOC
ExhFan2_OJ_Warn	4540	EF.B Warning	– Normal – Temperature High – Input Phase Error – Rotor Blocked – Current limit – EEPROM Error – Brake Chopper Fault – V Ripple – Ext. 24V supply overload – Voltage limit
ExhFan3_OJ_Alm	29252	EF. C Alarm	– Normal – V LO Alarm – V HI Alarm – I HI Alarm (Motor out short) – Rotor Direction – Internal Stop – Motor Phase Error – Communication error MOC
ExhFan3_OJ_Warn	64159	EF.C Warning	– Normal – Temperature High – Input Phase Error – Rotor Blocked – Current limit – EEPROM Error – Brake Chopper Fault – V Ripple – Ext. 24V supply overload – Voltage limit

3.3.10 Multistate output type No. 14

Multistate output, object name	Object instance	Object description	State texts
ExhFanCmdSt	14719	Exhaust fan command	– Off – Stage1 – Stage2 – Stage3

3.3.11 Notification classes for alarms type No. 15

Notification classes for alarms, object name	Object instance	Object description
NotificationClass11	11	Alarm class Danger alarm (A) status
NotificationClass21	21	Alarm class Critical alarm (A) status
NotificationClass31	31	Alarm class Low alarm (B) status
NotificationClass41	41	Alarm class Warning alarm (C) status
NotificationClass61	61	

3.3.12 Schedule type No. 17

Schedule, object name	Object instance	Object description	State texts
ScheduleSt	31059	Schedule (variant steps)	– Off – St1 – St2 – St3
ScheduleVlv	33547	Weekly Schedule Mixing Valve	– Heatgroup – Tankcharge
ScheduleAux	55253	Schedule aux output	– Off – On
ScheduleStHGrp	55154	Schedule	– Reduced – Comfort
ScheduleDHW	5386	Schedule	– Off – On

3.3.13 Multistate value type No. 19

Multistate value, object name	Object instance	Object description	State texts	Release
TimeSchedSt	12316	Actual TSP (variant steps)	<ul style="list-style-type: none"> - Off - Stage1 - Stage2 - Stage3 	
OpModeTspCopyUnit	46810	Copy schedule	<ul style="list-style-type: none"> - MondayTo - Tu-Fr - Tu-Su 	
ExtControlStep	28852	External control fan step	<ul style="list-style-type: none"> - Auto - Off - Stage1 - Stage2 - Stage3 	
ExtControlActMode	30799	Act operation mode external control	<ul style="list-style-type: none"> - Auto - Off - Stage1 - Stage2 - Stage3 	
OpModeAutoManStSwth	31604	Manual operation (Service) (Only read this object)	<ul style="list-style-type: none"> - Auto - Off 	
OpModeAutoManStManSwth	12705	Manual operation (Const. On)	<ul style="list-style-type: none"> - No - Stage1 - Stage2 - Stage3 	
OpModeBmsTimeStSwth	8442	BMS control/override time switch program (variant steps)	<ul style="list-style-type: none"> - Auto - Off - Stage1 - Stage2 - Stage3 	
ActOpMode	6080	Actual operating mode	<ul style="list-style-type: none"> - Off - On - Na - Na - Na - Na - NA - Firedamper - Fire - Stop - Overrun - Startup 	
FireDamperTestStrtHMIPs	64867	Fire damper test	<ul style="list-style-type: none"> - Passive - Active 	
FireDamperState	24347	Fire damper state	<ul style="list-style-type: none"> - NotDefined - Closed - Move - Opened 	
FireDamperOperation	9703	Fire damper mode	<ul style="list-style-type: none"> - NotDefined - OK - Test - Alarm 	
FireDamper2State	45701	Fire damper2 state	<ul style="list-style-type: none"> - NotDefined - Closed - Move - Opened 	
FireDamper2Operation	64435	Fire damper2 mode	<ul style="list-style-type: none"> - NotDefined - OK - Test - Alarm 	
ActFanStep	28279	Actual fan step	<ul style="list-style-type: none"> - Off - Stage1 - Stage2 - Stage3 	

Multistate value, object name	Object instance	Object description	State texts	Release
ExhEngUnit	43819	Exhaust fan engineering unit	<ul style="list-style-type: none"> - % - Pa - l/s - m³/s - m³/h 	
TimeSchedAux	52222	Auxiliary TSP output	<ul style="list-style-type: none"> - Off - On 	
AuxiliaryTspCopyAuxPls	44050	Copy schedule	<ul style="list-style-type: none"> - MondayTo - Tu-Fr 	
AuxiliaryBmsTimeAuxSwtch	48172	Auxiliary BMS TSP output	<ul style="list-style-type: none"> - Auto - Off - On 	
AckAlmPls	39130	Alarm acknowledge puls Note! This object is used to acknowledge all alarms in the controller.	<ul style="list-style-type: none"> - Off - On 	
SuWiSwtchCheckState	24616	SummerWinter mode	<ul style="list-style-type: none"> - Winter - Summer 	
CommTestEn	1708	Enable communication test	<ul style="list-style-type: none"> - No - Yes 	
AlmCl0	46769	Danger alarm (A)	<ul style="list-style-type: none"> - Normal - Alarm 	
AlmCl1	42640	Critical alarm (A)	<ul style="list-style-type: none"> - Normal - Alarm 	
AlmCl2	38643	Low alarm (B)	<ul style="list-style-type: none"> - Normal - Alarm 	
AlmCl3	34514	Warning alarm (C)	<ul style="list-style-type: none"> - Normal - Alarm 	
ExhFanActAlm	18848	Ziehl Exhaust fan alarm	<ul style="list-style-type: none"> - Nu - Mains Over Volt. - Mains Under Volt. - DC link Under Volt - DC link Over Volt - Internal Electronics - Locked - Hall Sensor - Over heat - Communication Error - Power Over heat - Phase Fail - Normal 	
ExhFanActWarn	39335	Zeihl Exhaust fan warning	<ul style="list-style-type: none"> - Nu - Open circuit at input - Actual speed less than low limit - Brake operation - Low DC-link voltage - High electronics temp - High motor temp - High output stage temp 	

Multistate value, object name	Object instance	Object description	State texts	Release
			<ul style="list-style-type: none"> - Mesh power limitation - High line impedance - Mesh current limitation - Normal 	
ModbusComSnsrAlm	53317	Modbus Sensor communication alarm	<ul style="list-style-type: none"> - Normal - Sensor 40 - Sensor 41 - Sensor 42 - Sensor 43 	
CG_EM24_1ResetParPls	53050	Energy reset partial	<ul style="list-style-type: none"> - Passive - Active 	
HPUnitStatus	20464	HeatPump Unit Status	<ul style="list-style-type: none"> - Waiting. - Unit On. - Off By Alarm. - Off By Net. - Off By BMS. - Off By Schedule. - Off By DIN. - OFF By Key. - Manual. -- - High condenser Temp. - Frost Protection Operation. - Custom 3. - Custom 4. 	
OpModeBmsTimeStTmpSwch	32040	BMS control/override time switch program (variant steps/temp)	<ul style="list-style-type: none"> - Auto - Off - Eco St1 - Comf St1 - Eco St2 - Comf St2 - Eco St3 - Comf St3 	

Multistate value, object name	Object instance	Object description	State texts	Release
ActOpSta	32321	Actual operating status	<ul style="list-style-type: none"> - NU - Configuration - Fire Alarm - Alarm Class.0 - Emergency Stop - Alarm Class.1 - Fire Damper Test - External Control - BMS - Manuel operation mode - Room unit operation mode - Time Switch Program - Boost - Night heating/cooling - Night cooling - Test - Service 	
HPStatus	61464	HeatPump Status	<ul style="list-style-type: none"> - Nu - Return Air Temp - Air Flow Low - Water Flow Low - Return High - External Demand HP - No Heating Demand - Alarm - Run 	
ExtraHtgPreHtgactv	24454	HeatPump pre heating	<ul style="list-style-type: none"> - Passive - Active 	
EnergyHPoutTripReset	15434	Energy Watch Heat pump Output Trip meter Reset	<ul style="list-style-type: none"> - Off - On 	
EnergyHPinTripReset	16480	Energy Watch Heat pump Input Trip meter Reset	<ul style="list-style-type: none"> - Off - On 	
EnergyFansTripReset	54012	Energy Watch Fans Trip meter	<ul style="list-style-type: none"> - Off - On 	
ExhFan2ActAlm	51522	Zeihl Exhaust fan 2 alarm	<ul style="list-style-type: none"> - Nu - Mains Over Volt. - Mains Under Volt. - DC link Under Volt - DC link Over Volt - Internal Electronics - Locked - Hall Sensor - Over heat -Communication Error - Power Over heat - Phase Fail - Normal 	

Multistate value, object name	Object instance	Object description	State texts	Release
ExhFanActWarn	59951	Zeihl Exhaust fan 2 warning	<ul style="list-style-type: none"> - Nu - Open circuit at input - Actual speed less than low limit - Brake operation - Low DC-link voltage - High electronics temp - High motor temp - High output stage temp - Mesh power limitation - High line impedance - Mesh current limitation - Normal 	
SplyWtrTmp_Name	1239	Heat Pump Flow Temp	<ul style="list-style-type: none"> - HP Flow Temp - Tanktemp 	
OpModeAutoManStTmpSwch	60288	Manual operation (only read this object)	<ul style="list-style-type: none"> - Auto - Off 	
HtgGrpOpModeMan	21930	Operating mode - Manual HMI BMS	<ul style="list-style-type: none"> - Auto - Prt 	v.4.10
HotWaterOpModeMan	21940	Act. OpMode - Manual HMI BMS	<ul style="list-style-type: none"> - Auto - Prt 	v.4.10
ExhFan3ActAlm	55712	EF.C alarm Info	<ul style="list-style-type: none"> - Nu - Mains Over Volt. - Mains Under Volt. - DC link Under Volt - DC link Over Volt - Internal Electronics - Locked - Hall Sensor - Over heat - Communication Error - Power Over heat - Phase Fail - Normal 	v.4.10
ExhFan3ActWarn	6686	EF.C Warning	<ul style="list-style-type: none"> - Nu - Open circuit at input - Actual speed less than low limit - Brake operation - Low DC-link voltage - High electronics temp - High motor 	v.4.10

Multistate value, object name	Object instance	Object description	State texts	Release
			temp – High output stage temp – Mesh power limitation – High line impedance – Mesh current limitation – Normal	
ActHtgGrpCorr	14779	Heat demand Extra Heatgroup	– No – Yes	v.4.10
MxgValvePrioVlv	22	Priority	– Heatgroup – Tankcharge Time scheduler	v.4.10
MxgValveActPrio	11236	MxgValve.ActPrio	– Heatgroup – Tankcharge	v.4.10
TspCopyUnitHGrp	6099	TspCopyUnitHGrp	– MondayTo – Tu-Fr – Tu-Su	v.4.10
TimeSchedHGrp	24521	TSP	– Reduced – Comfort	v.4.10
HtgGrpBldgRstTO	44663	Reset Outside T.	– Passive – Active	v.4.10
HtgGrpBldgPltFrost	33938	Plant frost protection	– Passive – Active	v.4.10
HtgGrpSuWiSwiMod	60429	Sum./Winr. Mod.	– Auto – Date – Summer – Winter	v.4.10
HtgGrpSuWiSwiSwi	61208	Su/Wi mode	– Winter – Summer	v.4.10
HtgGrpOpModMod	48400	Operating mode	– Protection – Reduced – Comfort	v.4.10
HtgGrpDailySwiSwi	39354	Toa/TRm ECO, OpMode	– Passive – Active	v.4.10
HtgGrpTRSwiSwi	11969	Room ECO, OpMode	– Passive – Active	v.4.10
HtgGrpTRCalMod	44701	Room T.Calc. type	– Model – Temp	v.4.10
HtgGrpSetbackMod	17732	Setback mode	– Off – On	v.4.10
TspCopyDHWPmp	37853	TspCopyDHWPmp	– MondayTo – Tu-Fr – Tu-Su	v.4.10
TimeSchedDHW	34378	TSP	– Off – On	v.4.10
HotWaterOpModMod	113936	Act. OpMode	– Protection – Reduced – Normal	v.4.10
LegionellaMod	31257	Switch	– Off – Mo – Tu – We – Th – Fr – Sa – Su – Daily	v.4.10
LegionellaSwi	30988	Legionella	– Off – On	v.4.10

3.3.14 Trend Objects type No. 20

Notification classes for alarms, object name	Object instance	Object description
TrendObj1	1	Trend object 01
TrendObj2	2	Trend object 02
TrendObj3	3	Trend object 03
TrendObj4	4	Trend object 04
TrendObj5	5	Trend object 05
TrendObj6	6	Trend object 06
TrendObj7	7	Trend object 07
TrendObj8	8	Trend object 08
TrendObj9	9	Trend object 09
TrendObj10	10	Trend object 10
TrendObj11	11	Trend object 11
TrendObj12	12	Trend object 12
TrendObj13	13	Trend object 13
TrendObj14	14	Trend object 14
TrendObj15	15	Trend object 15
TrendObj16	16	Trend object 16
TrendObj17	17	Trend object 17
TrendObj18	18	Trend object 18
TrendObj19	19	Trend object 19
TrendObj20	20	Trend object 20
TrendObj21	21	Trend object 21
TrendObj22	22	Trend object 22
TrendObj23	23	Trend object 23
TrendObj24	24	Trend object 24
TrendObj25	25	Trend object 25
TrendObj26	26	Trend object 26
TrendObj27	27	Trend object 27
TrendObj28	28	Trend object 28
TrendObj29	29	Trend object 29
TrendObj3	30	Trend object 30

3.3.15 BACnet prior Characterstring value type No. 40

Positive-integer, object name	Object instance	Object description	Release
ExhFanOptngTime	53272	Exhaust fan Motor run time	
ExhFan2OptngTime	40193	Exhaust fan 2 Motor run time	
ExhFan3OptngTime	36323	EF.C Motor run time	v.4.10

3.3.16 Datetime pattern value type No. 43

Object name	Object instance	Object description	Release
HtgGrpSuWiSwiEndHPrd	43020	SuWiSwi.EndHPrd	v.4.10
HtgGrpSuWiSwiStartHPrd	48704	SuWiSwi.StartHPrd	v.4.10

3.3.17 Positive integer type No. 48

Positive-integer, object name	Object instance	Object description	Release
ExhFan_AlmWarn	42997	Ziehl Exhaust Fan Alarm	
ExhFan2_AlmWarn	54192	Ziehl Exhaust Fan Alarm	
EnergyHPoutDay	36797	Energy Watch Heat pump Output Today	-> v.3.22.xx
EnergyHPoutMonth	45391	Energy Watch Heat pump Output Month	-> v.3.22.xx
EnergyHPinDay	25290	Energy Watch Heat pump Input Today	-> v.3.22.xx
EnergyHPinMonth	55761	Energy Watch Heat pump Input Month	-> v.3.22.xx
EnergyFansDay	10517	Energy Watch Fans input Today	-> v.3.22.xx
EnergyFansMonth	12917	Energy Watch Fans input Month	-> v.3.22.xx
HPAlmReg5	38584	Alarm register 5.	
ExhFan3_AlmWarn	14483	EF.C alm.number	v.4.10

3.3.18 BACnet priority for each notification class

Object name	Prio			Ack		
	To Off Normal	To Fault	To Normal	Off Normal	To Fault	To Normal
NotificationClass11	1	1	5	1	1	0
NotificationClass21	1	1	5	1	1	0
NotificationClass31	2	2	6	1	1	0
NotificationClass41	3	3	8	1	1	0
NotificationClass12	1	1	5	0	0	0
NotificationClass22	2	2	5	0	0	0
NotificationClass32	3	3	6	0	0	0
NotificationClass42	6	6	8	0	0	0
NotificationClass13	1	1	5	0	0	0
NotificationClass23	2	2	5	0	0	0
NotificationClass33	3	3	6	0	0	0
NotificationClass43	6	6	8	0	0	0
NotificationClass14	1	1	5	0	0	0
NotificationClass24	2	2	5	0	0	0
NotificationClass34	3	3	5	0	0	0

Index

A		F	
Analog inputs type No. 0	9	File type No. 10	29
Analog outputs type No. 1	11	M	
Analog values type No. 2.....	12	Multistate input type No. 13.....	29
B		Multistate output type No. 14	30
BACnet object types	8	Multistate value type No. 19.....	32
BACnet objects	9	N	
BACnet prior characterstring value		Notification classes for alarms type	
type No. 40.....	39	No. 15	30
BACnet priority for each notification		P	
class	39	Prerequisite	5
Binary inputs type No. 3	20	Positive integer type No. 48.....	39
Binary outputs type No. 4	22	S	
Binary values type No. 5.....	23	Schedule type No. 17	31
C		Standard appl. EHP v3.02.xx	6
Calendar type No. 6.....	29	T	
D		Trend objects type No. 20	38
Device type No. 8	29		
Datetime pattern value type No. 43			
.....	39		
Document validity	5		



Air handling with the focus on LCC

IV Produkt AB, Box 3130, SE-350 43 Växjö, Sweden
Phone: +46 470-75 88 00 • Fax: +46 470-75 88 76
info@ivprodukt.se • www.ivprodukt.se

